



## USER'S MANUAL



MECHANICAL KEYBOARD

**M28 TKL RGB**

***Congratulations on purchasing the TM REAL-EL keyboard!***

Please read this User's Manual before using the unit and retain this User's Manual in safe place for future reference.

**COPYRIGHT**

© 2018. ENEL GROUP OU.

This Manual and information contained are copyrighted. All rights reserved.

**TRADEMARKS**

All trademarks are the property of their legal holders.

**PACKAGE CONTENTS**

- Keyboard – 1 pc
- User's Manual – 1 pc
- Warranty card – 1 pc

**SPECIAL FEATURES**

- Metal base
- RGB adjustable backlit
- Quick access to multimedia
- Reliable mechanical switches
- NKRO settings






**SYSTEM REQUIREMENTS**




- OC Windows XP/Vista/7/8/10.
- Free USB port.

**DESCRIPTION OF SHORTCUT BUTTONS FUNCTIONS**

|   |                            |   |                                      |
|---|----------------------------|---|--------------------------------------|
| Fn + F1    | Open home web page         | Fn + F5    | Switches to the previous media track |
| Fn + F2   | Open My Computer           | Fn + F6   | Switches to the next media track     |
| Fn + F3  | Start e-mail program       | Fn + F7  | Play/Pause                           |
| Fn + F4  | Turns on multimedia player | Fn + F8  | Stops playing the media              |

**EXTRA MODES**

- FN + W – Change WSAD to arrows control ↑ ↓ ← → .
  - FN + WIN – WIN lock.
  - FN +  + / FN +  - – Brightness level control.
  - FN +  + / FN +  - – Backlit speed level control.
  - FN + PB – Lock the whole keyboard.
  - FN + ESC – Restore factory setting.
  - FN + PS – Activates 6KRO. (One time press 6 keys).
- Press once again to activate full keys NKRO (one time press any amount of keys)
- FN +  – Change the color of the backlight.
- Available backlight colors: red / green / blue / yellow / violet / blue / white.

- FN + SL  – Change backlit effect (Support 8 color LED lighting effects).
- FN + ← / → – Backlit speed level control. (total 5 levels).
- FN + ↑  + / ↓  – Backlit brightness level control. (total 3 levels).





#### FOR GAMING MODES AND CUSTOMIZED BUTONS

**Game backlight modes** (FN + buttons 1-8) ready saved settings for backlit of individual keys for different types of games.

##### Setting of individual modes:

- FN + G1 - G3 - record individual settings of the backlight (click on the buttons where you want to activate the backlight, press again to save FN + G1 - G3).
- FN + ESC (hold for 2-3 seconds) - reset the settings.

#### INSTALLATION

- Connect the keyboard to an available USB port of your PC. Installation of the keyboard is automatic after its connection to a PC USB port.
- To activate the Win lock function, press “Fn” and . The overstrike of these keys turns off the WinLock function.
- To switch on backlit press Fn + SL  key. To increase or decrease the level of backlit press “Fn” and ↑  + / ↓  - on a keyboard.
- To control Multimedia, Windows appendixes and Internet, press the “Fn” key + one of the keys of fast access to Multimedia and Internet (see description above).

**TROUBLESHOOTING**

| Problem                      | Solution  |
|------------------------------|---|
| The keyboard is not working. | <ol style="list-style-type: none"> <li>1. Disconnect the keyboard from your PC and check connector pins for possible damage. If there is no external damage found and connector pins are OK, connect the keyboard to your PC again.</li> <li>2. We recommend to address the nearest authorized service center.</li> </ol> |

**TECHNICAL SPECIFICATIONS**

| Parameter, measurement unit       | Value                        |
|-----------------------------------|------------------------------|
| Type                              | gaming/mechanical            |
| Keys layout                       | 96                           |
| Additional keys                   | 8 Fn                         |
| Keys contacts mechanical switches | Jiate (Blue Switch)          |
| Keyboard layout                   | Rus/Ukr/Eng                  |
| OS compatibility                  | Windows XP/Vista/7/8/10      |
| Interface                         | USB                          |
| Communications technology         | wired                        |
| Cable length, m                   | 1.8                          |
| Error-free running time           | more than 60,000,000 strokes |
| Dimensions, mm                    | 350 × 32 × 120               |
| Weight, g                         | 690                          |

**Notes:**

- **Technical specifications given in this table are supplemental information and cannot give occasion to claims.**
- **Technical specifications and package contents are subject to change without notice due to improvement of TM REAL-EL production.**



Model: **M28 TKL RGB**

Manufacturer: ENEL GROUP OU, Katusepapi tn 6, Lasnamäe district, Tallinn city, Harju county, 11412, Estonia. Made in China.

® **Registered Trademark of ENEL GROUP OU. Estonia.**